




# Instruction Manual

## Sing & Rhyme Bear™



# INTRODUCTION

Thank you for purchasing the **Sing & Rhyme Bear™**. Cuddle up with this cute little bear featuring English and Spanish speaking modes. Press the light-up star, number button, or music button to encourage first words, learn about numbers or hear various songs and melodies!



# INCLUDED IN THE PACKAGE

- Sing & Rhyme Bear™
- Quick Start Guide

## WARNING

All packing materials such as tape, plastic sheets, packaging locks, removable tags, cable ties, cords and packaging screws are not part of this toy, and should be discarded for your child's safety.

## NOTE

Please save this Instruction Manual as it contains important information.

## WARNING

Keep this soft toy out of the sleeping environment for babies under twelve months to avoid suffocation risk.

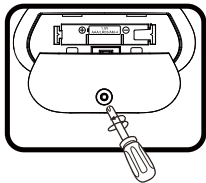
# INSTRUCTIONS

## WARNING:

Adult assembly required for battery installation.  
Keep batteries out of reach of children.

## BATTERY REMOVAL AND INSTALLATION

1. Make sure the unit is turned **Off**.
2. Find the battery cover located on the back of the unit, use a screwdriver to loosen the screw and then open the battery cover.
3. Remove old battery by pulling up on one end of the battery.
4. Install 1 new AAA (AM-4/LR03) battery following the diagram inside the battery box (for best performance, alkaline batteries or fully charged Ni-MH rechargeable batteries are recommended).
5. Replace the battery cover and tighten the screw to secure.



## IMPORTANT: BATTERY INFORMATION

- Insert batteries with the correct polarity (+ and -).
- Do not mix old and new batteries.
- Do not mix alkaline, standard (carbon-zinc) or rechargeable batteries.
- Only batteries of the same or equivalent type as recommended are to be used.
- Do not short-circuit the supply terminals.
- Remove batteries during long periods of non-use.
- Remove exhausted batteries from the toy.
- Dispose of batteries safely. Do not dispose of batteries in fire.

### RECHARGEABLE BATTERIES:

- Remove rechargeable batteries (if removable) from toy before charging.
- Rechargeable batteries are only to be charged under adult supervision.
- Do not charge non-rechargeable batteries.

## Disposal of batteries and product




The crossed-out wheeled bin symbols on products and batteries, or on their respective packaging, indicates they must not be disposed of in domestic waste as they contain substances that can be damaging to the environment and human health.



The chemical symbols Hg, Cd or Pb, where marked, indicate that the battery contains more than the specified value of mercury (Hg), cadmium (Cd) or lead (Pb) set out in the Batteries and Accumulators Regulation.

The solid bar indicates that the product was placed on the market after 13th August, 2005.

 Please dispose of your product and batteries responsibly.

Learn more at:

[www.vtech.com.au/sustainability](http://www.vtech.com.au/sustainability)

# PRODUCT FEATURES

## 1. On/Off/Language Switch

To turn the unit **On**, slide the **On/Off/Language Switch**, switch to the **ENG** mode or **SPA** mode position to hear songs, phrases or sounds in the selected language. To turn the unit **Off**, slide the **On/Off/Language Switch** to the **Off** position.



## 2. Automatic Shut-Off

To preserve battery life, the **Sing & Rhyme Bear™** will power down after each response. The unit can be turned **On** again by pressing any button.

### NOTE

If the unit powers down or if the light fades out during play, please install a new battery.

# ACTIVITIES

## 1. Light-Up Star Button

Press the **Star Button** to hear the bear speak and encourage first words. The light will flash with the sounds.



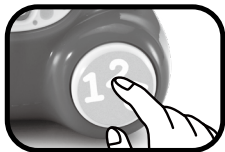
## 2. Music Button

Press the **Music Button** to hear playful sing-along songs and melodies. The light will flash with the sounds.



### 3. Numbers Button

Press the **Numbers Button** to learn about numbers and hear fun sounds. The light will flash with the sounds.



## MELODIES

1. Teddy Bears' Picnic
2. Bicycle Built for Two
3. The Entertainer
4. The Itsy Bitsy Spider
5. Row, Row, Row Your Boat
6. Alphabet Song
7. Hickory Dickory Dock
8. One, Two, Buckle My Shoe
9. Pat-A-Cake
10. The Wheels on the Bus

## SONG LYRICS

### Song 1 (ENG)

Hold me close, I'm a cuddly bear,  
A cuddly bear, a cuddly bear.  
Hold me close, I'm a cuddly bear,  
I love it when we snuggle.

### Song 1 (SPA)

Soy tu osito, ¡abrázame,  
abrázame, abrázame!  
Tenme muy cerca y quíereme.  
¡Me encantan los abrazos!

### **Song 2 (ENG)**

I'm a cute little bear,  
I like playing with you.

### **Song 2 (SPA)**

Soy un lindo oso musical.  
contigo quiero ir a jugar.

### **Song 3 (ENG)**

Singing, playing,  
We can be best friends.

### **Song 3 (SPA)**

Como amigos,  
cantando hay que jugar.

## **CARE & MAINTENANCE**

1. Keep the unit clean by wiping it with a slightly damp cloth.
2. Keep the unit out of direct sunlight and away from any direct heat sources.
3. Remove the battery if the unit will not be in use for an extended period of time.
4. Do not drop the unit on hard surfaces and do not expose the unit to moisture or water.

## **TROUBLESHOOTING**

If for some reason the unit stops working or malfunctions, please follow these steps:

1. Turn the unit **Off**.
2. Interrupt the power supply by removing the batteries.
3. Let the unit stand for a few minutes, then replace the batteries.
4. Turn the unit **On**. The unit should now be ready to use again.
5. If the unit still does not work, install a new set of batteries.

If the problem persists, please contact our Consumer Services Department and a service representative will be happy to help you.

# CONSUMER SERVICES

Creating and developing **VTech®** products is accompanied by a responsibility that we at **VTech®** take very seriously. We make every effort to ensure the accuracy of the information, which forms the value of our products. However, errors sometimes can occur. It is important for you to know that we stand behind our products and encourage you to call our Consumer Services Department with any problems and/or suggestions that you might have. A service representative will be happy to help you.

## **Australian Customers:**

Phone: 1800 862 155

Website: [support.vtech.com.au](http://support.vtech.com.au)

## **NZ Customers:**

Phone: 0800 400 785

Website: [support.vtech.com.au](http://support.vtech.com.au)

# PRODUCT WARRANTY/ CONSUMER GUARANTEES

## **Australian Customers:**

**VTech ELECTRONICS (AUSTRALIA) PTY LIMITED –  
CONSUMER GUARANTEES**

Under the Australian Consumer Law, a number of consumer guarantees apply to goods and services supplied by VTech Electronics (Australia) Pty Limited. Please refer to [vtech.com.au/consumerguarantees](http://vtech.com.au/consumerguarantees) for further information.

**Visit our website for more  
information about our products,  
downloads, resources and more.**

***[www.vtech.com.au](http://www.vtech.com.au)***

